




Meto

ADVICE WHEN TO CHANGE THE DRIVING ROLLER
JULI 2020 VERSION: BHM202007A



Berg Hortimotive
Burg. Crezeelaan 42a
2678 KZ De Lier
The Netherlands

Phone +31 (0)174-517 700
info@berghortimotive.com
berghortimotive.com


Service
Phone +31 (0)174-613 293
service@berghortimotive.com

WHEN IT IS TIME TO REPLACE THE DRIVEN ROLL TREAD:

Each tread from which kind of material, is subject to wear.
The material which is used at the Meto driving roller has a few favorable properties, which are important for using on the heating pipes.

- Rolls noiseless
- Low rolling resistance
- High gripe on the pipe
- Reduced load on the heating pipes
- Acceptable durability

With this information we give an indication when it is time to replace the driven roll tread



Wear is about 1mm, the roll are used for some time.
Normally maintenance, inspection on rope and grease the chain and when necessary tension the chain.




Wear is 2 – 3 mm, the roll is still good. Normally maintenance, inspection on rope and grease the chain and when necessary tension the chain.
To change the roll is not necessary, do not create unnecessary cost!



Wear is 3 - 4 mm, the end of the operational cycle is almost there.

Order new driving rolls or a complete drive shaft at your dealer, so you can change the rolls by the next planned maintenance.



Wear is 5 mm on one or both sites from the driveshaft.

Exchanging from the rolls is necessary!

On a shaft is it not good if the wear of both rolls is too big.

The rolls which are still good, they can be used on another shaft, so that they are a good pair.

Sometimes is it possible to turn the roll on the shaft, so that you can use the complete surface.