


# Empas spraying booms



What is the difference between a diaphragm valve in a position nozzle and a self-closing filter in a façade nozzle?



Empas position nozzle with diaphragm valve and normal filter.

Façade nozzle without diaphragm valve, which is why it contains a self-closing filter.

- A position nozzle contains a diaphragm valve. Façade masts do not contain a diaphragm valve but rather a self-closing filter. Both have the same purpose: Both open and close at 0.7 bar to prevent leakage before or after.

## Filter cleaning

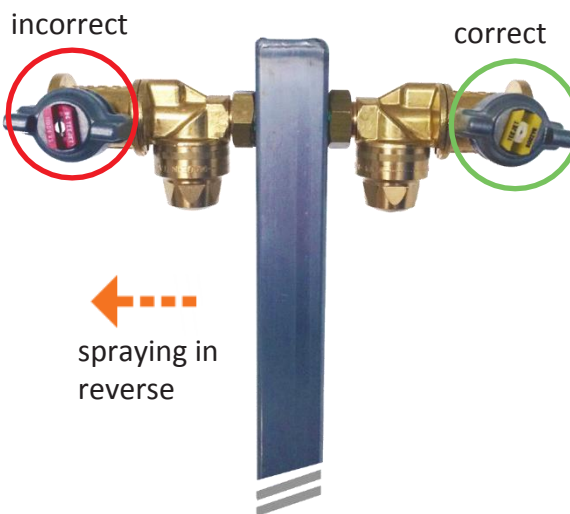


- Filters behind the nozzles must be cleaned every 10 hours or so (based on contamination) by rinsing them under the tap. The pressure filter must be cleaned every time.

## Checking and cleaning nozzles




- Check the nozzles every spray application; check whether the spray pattern is still correct. A poor spray pattern can be corrected by cleaning the nozzles with water and a toothbrush.



## Explanation of bayonet fitting on position nozzles

- During normal spray application one first follows the tramline without spraying and then sprays (in reverse) on the way back. The nozzles are positioned so that spraying occurs alternately. The tips are rotated 15 degrees so the leaves are lifted, bottom of the leaf first. This way they are not sprayed towards each other and therefore do not affect the spray pattern.



## Bleeding air from the spraying boom

- Spraying masts longer than 18 nozzles have an air bleed valve (see figure). Open the valve to bleed out air. On shorter spraying booms the uppermost tip can be opened to bleed air.