


Quick start BeNomic Star 300/350



Buttons and switches



Off



On

1 Main switch



2 Foot pedal



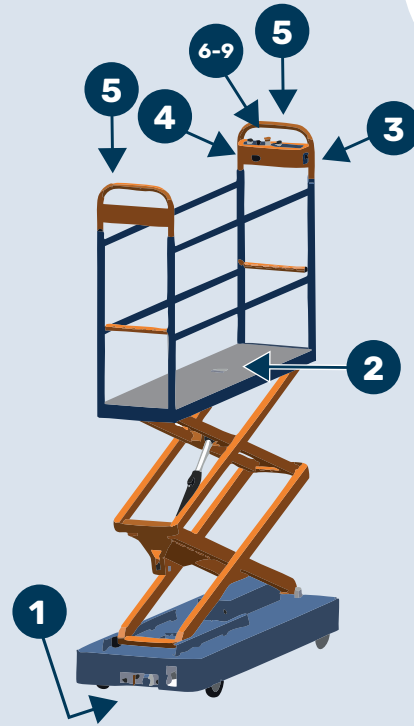
3 Lift wheels



4 Lower wheels



5 Door
(push to open)



Control panel



6 Direction
button

7 Speed
button

8 Emergency
button

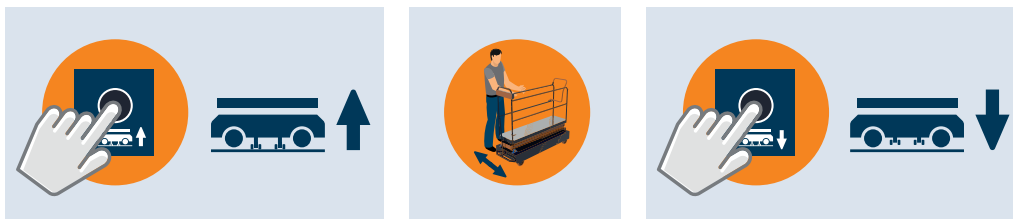
9 Platform
button

Start
here

Switch on



Move



Lift wheels
Button right

Now you can
move the machine

Lower wheels
Button left

Drive

Step on the BeNomic

Platform up and down

Emergency stop


Push the emergency button

Unlock

Tilt indication

Battery empty

Daily maintenance (end of the day)



Battery check



Battery empty



Cleaning