


Benomic

REPLACING A DEFECTIVE GAS SPRING
JULI 2020 VERSION: BHM202007A



Berg Hortimotive
Burg. Crezeelaan 42a
2678 KZ De Lier
The Netherlands

Phone +31 (0)174-517 700
info@berghortimotive.com
berghortimotive.com

Service
Phone +31 (0)174-613 293
service@berghortimotive.com


Failure: The lifting wheel system does not reach the highest position inside the frame.

Cause: Defective and worn out gas spring.


Step 1: First switch OFF and attach the Benomic to the forklift with a strap!




Step 2: Make sure that the forklift paddles are sufficiently crossed and lift the Benomic under the lifting wheels as shown.




Step 3: Remove the gas spring as shown, make sure that only **nut A** is loosened, **nut B** must keep the same position!





Step 4: Install the mounting bracket from the defective gas spring to the new one and mount the gas spring.
Tighten the gas spring by tightening nut A until it has no movement with respect to nut B.



Step 5: Put the Benomic on the ground and remove the safety strap.
Check the correct working of the lifting wheel system.

