




# Benomic

HYDRAULIC DOES NOT WORK  
JULI 2020 VERSION: BHM202007A



**Berg Hortimotive**  
Burg. Crezeelaan 42a  
2678 KZ De Lier  
The Netherlands

Phone +31 (0)174-517 700  
[info@berghortimotive.com](mailto:info@berghortimotive.com)  
[berghortimotive.com](http://berghortimotive.com)


**Service**  
Phone +31 (0)174-613 293  
[service@berghortimotive.com](mailto:service@berghortimotive.com)

**Failure:** The scissors and/or the lifting wheels don't work.


**Cause:** Main fuse for hydraulics broken or switching conditions not right.




Step 1: pull scissors up **carefully and slow** with a forklift and remove cover.



Step 2: turn up yellow safety protector.




Step 3: turn main key switch off and remove cover of the box.



Step 4: check the hydraulic main fuse and replace when broken, **80A is best choice!**  
(50A blows a little bit too fast!)

When needed take the next step...




Scissors up

Scissors down

Step 5: check the indication LEDs on the PLC when turning scissors service button  
Scissors up: **input X4 and output Y0, Y1, Y3 lighting up**  
Scissors down: **input X5 and output Y1, Y3 lighting up**



Step 6: check the indication LEDs on the valves blocks.



Switch lifting wheels



Switch scissors

Step 7: check if the limit switch for the lifting wheels is switched when the lifting wheel are maximum in (inside the frame)

**input X2 is OFF when switch (normally closed) is in, the switch release the scissor for going up**

Step 8: check if the limit switch for scissors < 1meter is switched when pressed by hand

**input X3 is ON when switch (normally open) is in, the switch release the lifting wheels for going up and down**